

LPP

Local Pensions Partnership
Administration

Quarterly Administration Report

Havering Pension Fund
1 October - 31 December 2025

lppapensions.co.uk



Committed to excellence



Forward thinking



Doing the right thing



Working together



Havering
LONDON BOROUGH

CONTENTS

Section

Definitions Pg 3

Executive Summary Pg 4

LPPA Projects - Update Pg 5

Fund Membership Pg 6

Casework Performance Pg 8

Active to Retirement Processes -
First Payment Within 30 Days Pg 12

Section

Contact Centre Calls Performance Pg 16

Customer Satisfaction Scores Pg 19

PensionPoint: Member Online
Portal Pg 24

Employer Engagement &
Member Communication Activity Pg 27

Data Quality Pg 31

Appendices Pg 34

DEFINITIONS

Page 7

Total Fund Membership

Total Fund Membership is the number of member records held on the LPPA pensions administration system that are contributing to, awaiting, or receiving benefits from the pension fund.

Page 9

Casework Performance - All Cases

Performance is measured once all information is made available to LPPA to enable them to complete the process.

Relevant processes are assigned a target timescale for completion, and the performance is measured as the percentage of processes that have been completed within that timescale.

Page 10

Casework Performance - Standard

The category of 'Other' on this page covers processes including, but not limited to:

APC/AVC Queries

Cessation of Additional Contribution

Change of Hours

Change of Personal Details

Under Three Month Opt-Out

Please note that this page includes cases that have met the SLA target, but the stop trigger may also have been actioned before the process has been completed.

Page 11

Ongoing Casework at the end of the Reporting Quarter

Please note the number of processes brought forward, does not match the corresponding number of outstanding processes reported in the previous quarter (due to various reasons which can include but are not limited to, the deletion of a process, or changes to the process category that a case is assigned to).

Page 18

Contact Centre Performance

Average wait time measures the time taken from the caller being placed into the queue, to them speaking with a Contact Centre adviser.

Page 20

Contact Centre Call Satisfaction

Members are given the option to answer two questions, following a call with the LPPA Contact Centre (these relate to general satisfaction with LPPA, and satisfaction with the adviser they have spoken to – both responses follow a three-point rating scale).

Page 22

Retirement Satisfaction

Graphs show a breakdown of quarterly retirement surveys (emails issued and responses received).

- Retirements processed / completed - members can have multiple process counts.
- Surveys issued - does not equal retirement processes for several reasons; ill health retirements do not receive a survey; not all members provide an email address; members with multiple retirement processes only receive one survey email; there is a planned delay in issuing surveys to allow for initial payments to be paid).

Satisfaction / Dissatisfaction is included as a % of email surveys issued. This demonstrates that a significant number of surveys are not completed (work is ongoing to encourage an increase in the number of responses to email surveys issued).

The Satisfaction Scores highlighted in green and red compare the satisfied / dissatisfied responses received, as a % of total survey responses - this is the true measure of member satisfaction.

Satisfied responses include satisfied (with the service) and very satisfied.

Dissatisfied responses include dissatisfied and very dissatisfied.

Page 25

Member Online Portal

The number of member records by status, that are registered for LPPA's member self-service portal, PensionPoint.

Page 26

Member Log Ins

The number of unique log ins and total log ins by period on PensionPoint, these are only successful log ins where the password and one-time-pin has been successfully entered.

Page 33

Common/Scheme Specific Data Fails

The Pensions Regulator requires administrators to keep member data up to date to ensure benefits are accurately paid. This is split by Common Data (basic details that are specific to the Member) and Scheme Specific Data (data that is related to a member's data and specific circumstances surrounding their record).

Individual Fails shows the total number of unique members that have a single or multiple number of Common Data or Scheme Specific Data fails. On both charts, the Accuracy Rate (%) then compares the number of Individual Fails to the total number of Scheme Members.

For more detail on the Data Items / Error types presented in these charts, please visit either the [TPR](#) (The Pensions Regulator) or [PASA](#) (The Pension Administration Standards Association) websites.

EXECUTIVE SUMMARY

Forward thinking...
Working together...
Doing the right thing...
Committed to excellence...

This performance report covers the reporting period of Q3 2025/26 (October – December 2025)

Casework SLA performance

Overall operational casework performance was **98.7%** against overall Service Level Agreements (SLAs) for the quarter. Focus continues to be on driving further improvements to the member experience.

Contact Centre

The average call wait time in Q3 was **3 minutes 09 seconds**, under the 4 minute target.

Satisfaction scores

The majority of those surveyed about their retirement experience do not respond. Of those that responded to the survey, customer satisfaction was **60.0%** for Actives into Retirement and **43.8%** for Deferred into payment. Low survey responses can lead to high volatility in the satisfaction scores, and the implementation of our Automated Deferred Retirement Payment process in Q2, reduced the number of surveys issues in Q3. This has been resolved and survey numbers will return to expected volumes in Q4 (there was no impact to active retirement surveys).

Contact Centre satisfaction includes both overall satisfaction and satisfaction with the individual call handler that the member spoke to. Satisfaction with the individual call handler is typically higher than overall satisfaction, with satisfaction rates for the quarter at **97.8%** and **69.2%** respectively.

Statutory deadlines

All regulatory and statutory deadlines due in the reporting period were met including:

- Production and distribution of Pensions Savings Statements (PSS) by the 6 October deadline.

LPPA won the Pension Administration Award (2 October) at the 2025 LAPF Investment Awards. The award acknowledged LPPA's operational service performance across the previous 12 months and recognised the positive impact of AI and automation within the business. Other nominees were Essex pension fund, Greater Manchester pension fund, NE Scotland pension fund, Surrey pension fund and West Yorkshire pension fund.

Outlook

Activity levels are, and are expected to remain high, due to:

- Significant regulatory change including McCloud remedy, Pensions Dashboard, LGPS Access and Fairness changes, and Access and Protections changes.
- Efficiency and Service Improvement Programme (ESIP) of work
- Activity to continue to improve the member experience in key areas.

LPPA PROJECTS - UPDATE

McCloud Remedy

Following the McCloud judgment, changes to all public service pension schemes that provided transitional protections to older members, including the LGPS came into force on 1 October 2023. The changes were designed to rectify unlawful discrimination against younger scheme members. In the LGPS, the impact is an extension of the underpin to all eligible members.

Good progress has been made on remedy for LGPS members and LPPA is well positioned compared to other public sector administrators in delivering McCloud remedy.

Project status remains amber due to data and systems functionality challenges.

Further validation is taking place on eligibility ahead of bulk calculations and payments and focus is on continuing the assessment of benefits in payment and transfers and establishing BAU processes.

Work is underway to ensure plans are in place and shared with Funds for data work ahead of 2025-6 Annual Benefit Statements for remedy members, completion of retrospective cases and BAU processes.

Pensions Dashboard

Connection to the Pensions Dashboard was successfully completed in December.

The Pensions Dashboard will enable members to access their pensions information online, securely and all in one place. It is worth noting that the Dashboard will not be available to members at this point; it is estimated they will be able to access in the summer of 2027.

The project continues to focus on business readiness, including consideration on the unknown demand into LPPA and how to manage this. One of the project aims is to drive member self-service as much as possible.

Project communications and engagement will continue, including Client round tables, AVC provider meetings and TPR sessions.

Forward thinking...
Working together...
Doing the right thing...
Committed to excellence...

Efficiency and Service Improvement Programme

LPPA's Service Improvement Programme (ESIP) is designed to leverage the investment in UPM, delivering automation and improved self-service capability and member experience.

During the quarter new features were implemented for members and employers:

Message Centre

Rollout commenced for a new Message Centre for members via Pension Point (secure member portal). This is a phased rollout with go live dates for clients between November and March 2026.

The solution is designed to make enquiries more secure, efficient and transparent with improved work feed integration and reporting and ultimately provide an improved member experience.

Online Leaver Form

A new Leaver Form was launched in December, which provides real time validations and simplification for employers which will reduce queries and ultimately improve retirement processing timescales.

Looking ahead

Planning is underway for other projects including Automated Active Retirement Process (AARP), employer monthly return real-time validations, and remaining bank account verification processes.

Fund Membership

In this section...

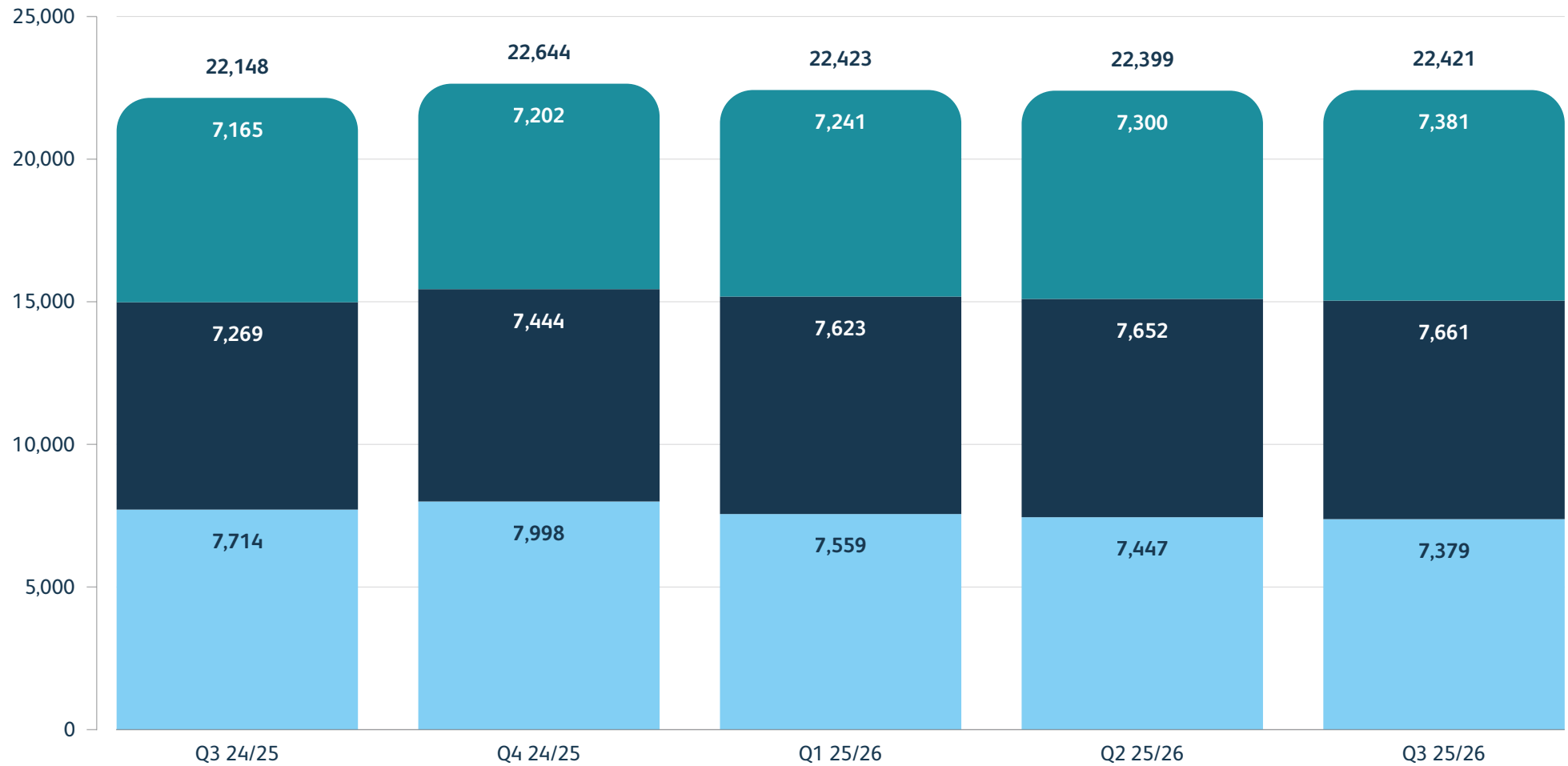
- Total fund membership

TOTAL FUND MEMBERSHIP

TOTAL FUND MEMBERSHIP

CLIENT
SPECIFIC

Active Members Deferred Members Pensioners & Dependants



Casework Performance

In this section...

- Performance – all cases
- Performance standard
- Ongoing casework at the end of the reporting quarter

CASEWORK PERFORMANCE

PERFORMANCE – ALL CASES

CLIENT
SPECIFIC

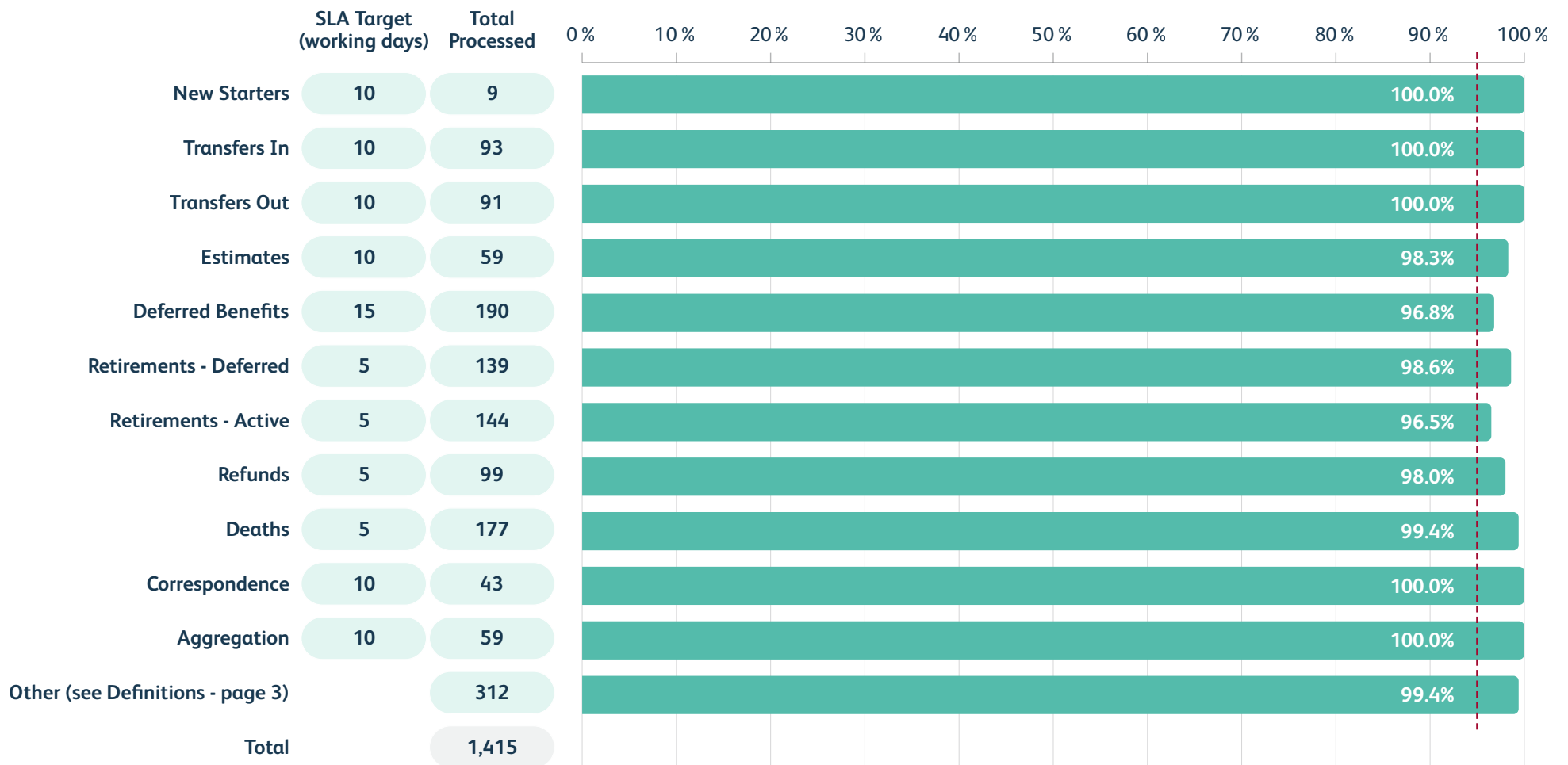


CASEWORK PERFORMANCE

PERFORMANCE STANDARD

CLIENT
SPECIFIC

----- Target (95%)



CASEWORK PERFORMANCE

CLIENT
SPECIFIC

ONGOING CASEWORK AT THE END OF THE REPORTING QUARTER

The following table is created by identifying all reportable casework within UPM, and includes those that have subsequently Completed / Aborted / Remain Outstanding within the quarter. The figures in this table cannot be compared to those in the previous slide for a number of reasons including: the table includes aborted cases, but the horizontal bar graph does not; the SLA 'stop trigger' can be actioned before the process has been completed.

	Brought forward at 01/10/25	Received (Inbound)	Completed (Outbound)	Work in Flight as of 31/12/25
New Starters	0	9	9	0
Transfers In	378	111	140	349
Transfers Out	248	126	138	236
Estimates	20	57	68	9
Deferred Benefits	284	231	292	223
Retirements - Deferred	75	155	171	59
Retirements - Active	151	211	267	95
Refunds	101	143	168	76
Deaths	203	249	259	193
Correspondence	46	126	134	38
Aggregation	317	364	390	291
Other	55	320	327	48
Total	1,878	2,102	2,363	1,617

Active to Retirement Process - First Payment Within 30 Days

In this section...

- Employer retirement notifications - notified on-time vs. late
- On-time notification - first payment
- Late notification - first payment

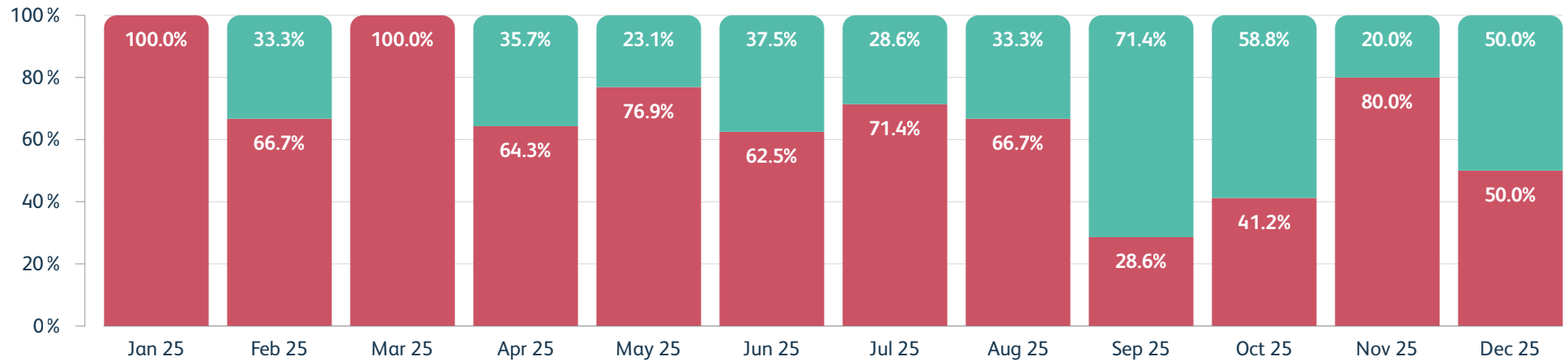
ACTIVE TO RETIREMENT

EMPLOYER RETIREMENT NOTIFICATIONS

CLIENT
SPECIFIC

Please note:

LPPA require at least 30 days notice prior to an active member retirement date, to be able to pay a member their first payment within 30 days of their retirement date. The chart below shows the number / % of on-time notifications vs. the number / % of late notifications from employers in the month (late being received within 30 days or after the retirement date).



	Jan 25	Feb 25	Mar 25	Apr 25	May 25	Jun 25	Jul 25	Aug 25	Sep 25	Oct 25	Nov 25	Dec 25
Retirement Notifications	4	12	17	14	13	8	14	9	14	17	5	10
Received On-Time (Number)	0	4	0	5	3	3	4	3	10	10	1	5
Received On-Time (%)	0.0%	33.3%	0.0%	35.7%	23.1%	37.5%	28.6%	33.3%	71.4%	58.8%	20.0%	50.0%
Received Late (Number)	4	8	17	9	10	5	10	6	4	7	4	5
Received Late (%)	100.0%	66.7%	100.0%	64.3%	76.9%	62.5%	71.4%	66.7%	28.6%	41.2%	80.0%	50.0%

Data based on retirement notifications received from employers in the month.

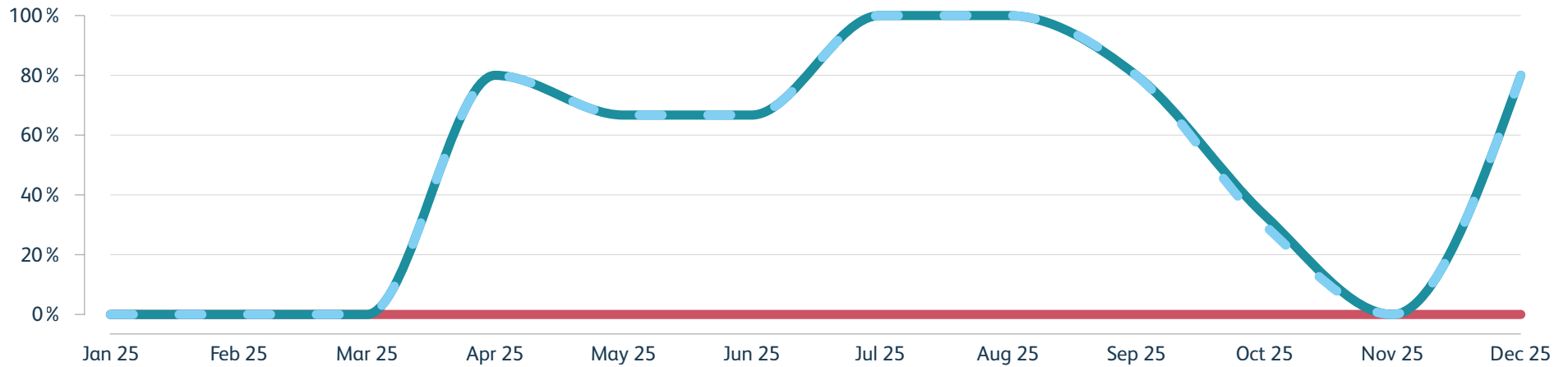
ACTIVE TO RETIREMENT

ON-TIME NOTIFICATION - FIRST PAYMENTS

CLIENT
SPECIFIC

Please note:

Alongside the timeliness of when LPPA are notified of a members intention to retire, there are also other areas impacting the timeliness of when payments are made. The accuracy of retirement information received (typically the calculation of pensionable and/or CARE pay) often result in subsequent queries being raised with an employer. There may also be delays with members returning their retirement forms.



	Jan 25	Feb 25	Mar 25	Apr 25	May 25	Jun 25	Jul 25	Aug 25	Sep 25	Oct 25	Nov 25	Dec 25
No. of payments made where member has an AVC	0	0	0	0	0	0	0	0	0	1	0	0
No. of payments made with no AVC	0	4	0	5	3	3	4	3	10	9	1	5
% of payments made within 30 days – with AVC	N/A	N/A	N/A	N/A	N/A	N/A	N/A	N/A	N/A	0.0%	N/A	N/A
% of payments made within 30 days – no AVC	N/A	0.0%	N/A	80.0%	66.7%	66.7%	100.0%	100.0%	80.0%	33.3%	0.0%	80.0%
% of payments made within 30 days – combined	N/A	0.0%	N/A	80.0%	66.7%	66.7%	100.0%	100.0%	80.0%	30.0%	0.0%	80.0%

Data based on processes completed in the month.
Measurement is based on date the process was completed

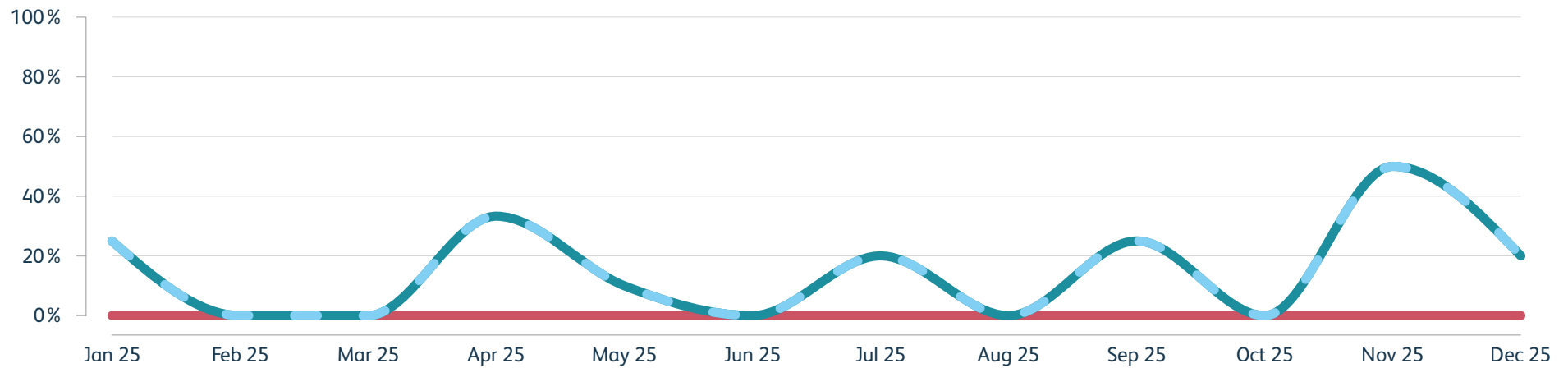
ACTIVE TO RETIREMENT

LATE NOTIFICATION - FIRST PAYMENTS

CLIENT
SPECIFIC

Please note:

% of first payments made within 30 days of retirement date – where LPPA receives the leaver notification from the employer with less than 30 days notice, or after the actual retirement date.



	Jan 25	Feb 25	Mar 25	Apr 25	May 25	Jun 25	Jul 25	Aug 25	Sep 25	Oct 25	Nov 25	Dec 25
No. of payments made where member has an AVC	0	0	0	0	0	0	0	0	0	0	0	0
No. of payments made with no AVC	4	8	17	9	10	5	10	6	4	7	4	5
% of payments made within 30 days – with AVC	N/A	N/A	N/A	N/A	N/A	N/A	N/A	N/A	N/A	N/A	N/A	N/A
% of payments made within 30 days – no AVC	25.0%	0.0%	0.0%	33.3%	10.0%	0.0%	20.0%	0.0%	25.0%	0.0%	50.0%	20.0%
% of payments made within 30 days – combined	25.0%	0.0%	0.0%	33.3%	10.0%	0.0%	20.0%	0.0%	25.0%	0.0%	50.0%	20.0%

Data based on processes completed in the month.
Measurement is based on date the process was completed

Contact Centre Calls Performance

The Contact Centre deals with all online enquiries and calls from members for all funds that LPPA provides administration services for.

In this section...

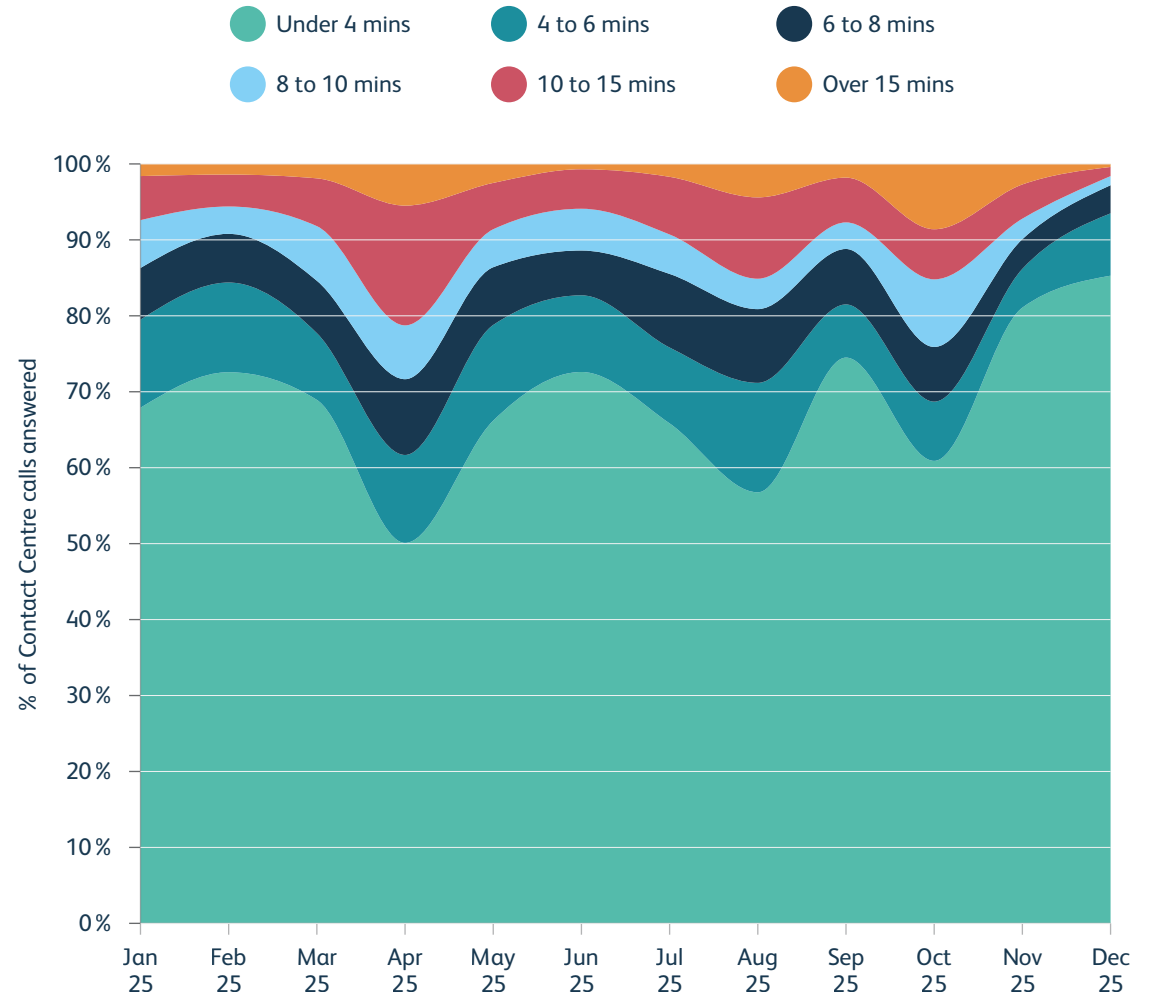
- Wait time range
- Calls answered

CONTACT CENTRE CALLS PERFORMANCE

WAIT TIME RANGE

CLIENT SPECIFIC

	Under 4 mins	4 to 6 mins	6 to 8 mins	8 to 10 mins	10 to 15 mins	Over 15 mins
Jan 25	67.9%	11.6%	6.8%	6.3%	5.8%	1.6%
Feb 25	72.5%	11.8%	6.4%	3.6%	4.2%	1.4%
Mar 25	69.0%	8.8%	6.9%	7.2%	6.3%	1.9%
Apr 25	50.2%	11.6%	10.0%	7.1%	15.8%	5.5%
May 25	66.2%	12.6%	7.6%	5.0%	6.1%	2.5%
Jun 25	72.6%	10.1%	5.9%	5.5%	5.2%	0.7%
Jul 25	65.9%	10.0%	9.7%	5.2%	7.6%	1.7%
Aug 25	56.7%	14.4%	9.7%	4.0%	10.7%	4.4%
Sep 25	74.5%	7.0%	7.3%	3.5%	5.9%	1.8%
Oct 25	60.9%	7.8%	7.2%	8.9%	6.6%	8.6%
Nov 25	81.0%	5.1%	3.9%	2.7%	4.5%	2.7%
Dec 25	85.2%	8.2%	3.7%	1.2%	1.2%	0.4%



CONTACT CENTRE CALLS PERFORMANCE

CALLS ANSWERED

CLIENT SPECIFIC

Please note:

The graph highlights seasonal activities which deliver higher volumes of in-bound enquiries from members into the Contact Centre. The chart has been marked up with key annual activities for reference.

Increase in October's average wait time was due to resource challenges (including unplanned absences) in the Contact Centre, combined with an overall year on year increase in call volumes (across all clients combined).

● Pension Increase and P60

● Member annual newsletters
● Annual Benefit Statements (ABS)
● Deferred Benefit Statements (DBS)

Quarterly average wait time was **3 minutes 09 seconds**



Customer Satisfaction Scores

In this section...

- Contact Centre calls satisfaction
- Contact Centre calls satisfaction - Agent
- Retirements - Active
- Retirements - Deferred

CUSTOMER SATISFACTION SCORES

CONTACT CENTRE CALLS SATISFACTION - OVERALL

CLIENT
SPECIFIC

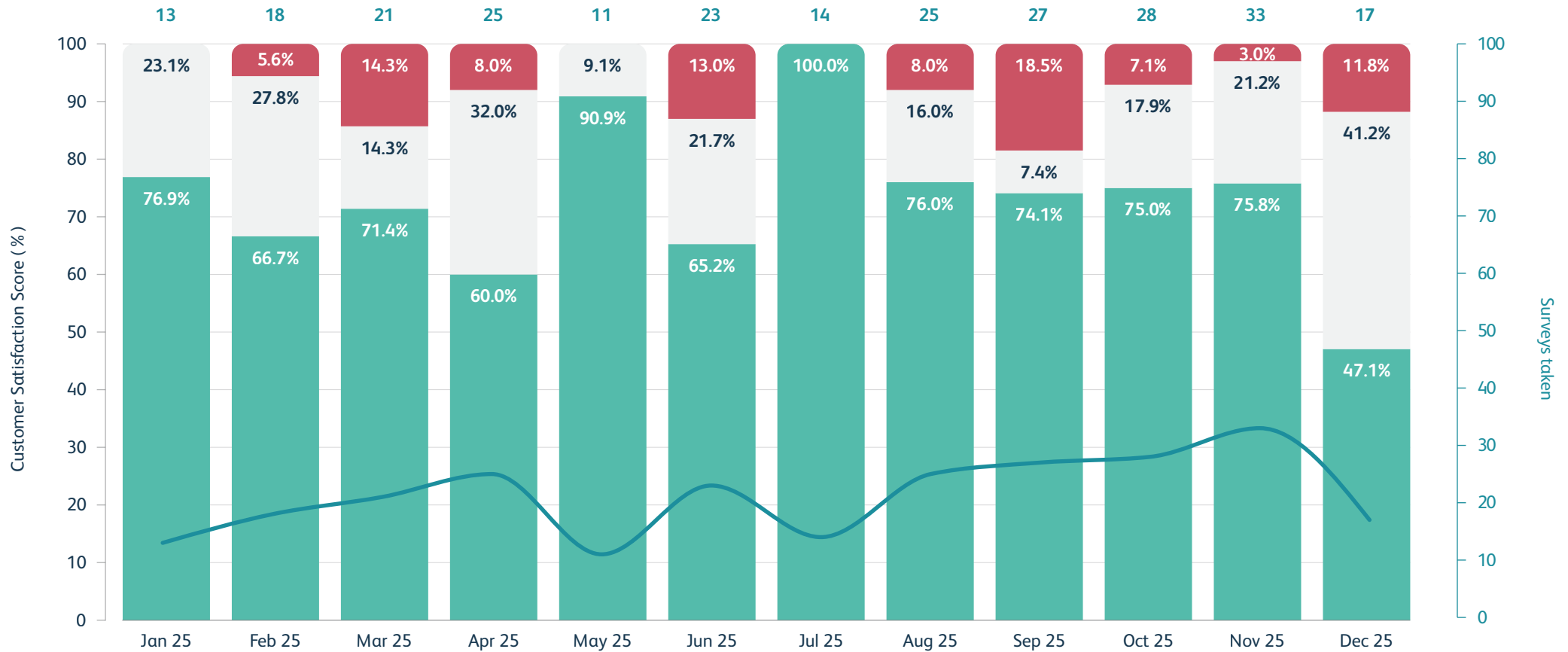
Please note:

The graph measures monthly member satisfaction with LPPA ("How satisfied are you with the overall service you have received from LPPA?").

Over all member satisfaction
for the quarter was

69.2%

● Dissatisfied
 ● Neutral
 ● Satisfied
 — Surveys taken



CUSTOMER SATISFACTION SCORES

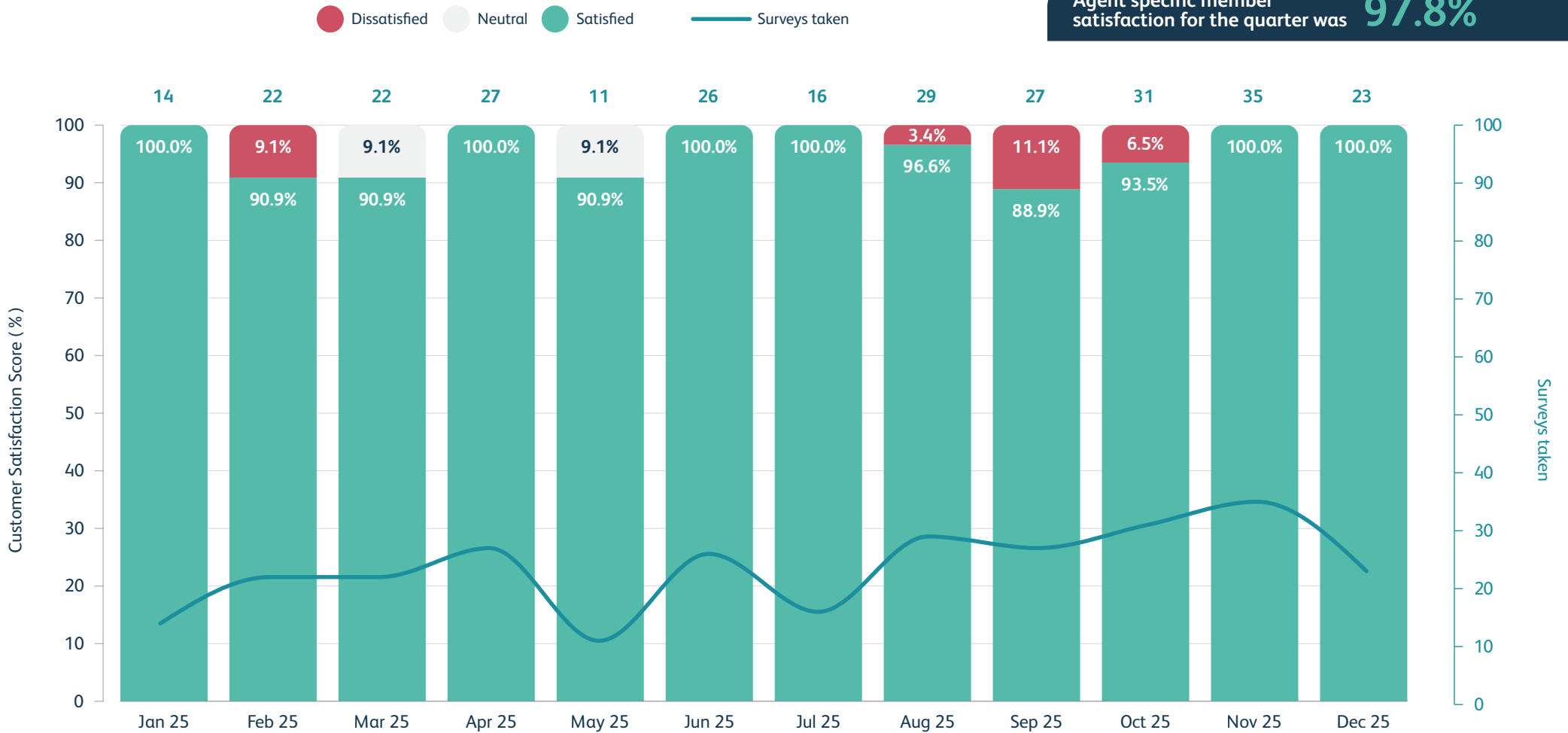
CONTACT CENTRE CALLS SATISFACTION - AGENT

CLIENT
SPECIFIC

Please note:

The graph measures monthly member satisfaction with the Contact Centre adviser ("In connection with the adviser you have just spoken to, how satisfied are you with the service they provided?")

Agent specific member satisfaction for the quarter was **97.8%**



CUSTOMER SATISFACTION SCORES

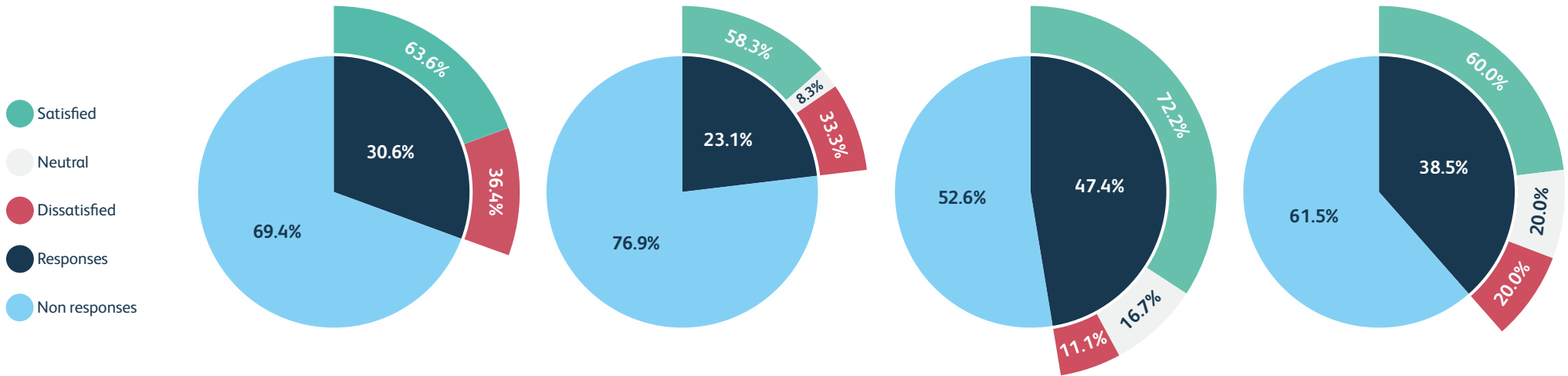
RETIREMENTS - ACTIVE

CLIENT
SPECIFIC

Please note:

Graphs show a breakdown of quarterly retirement surveys:

- Retirements processed / completed (members can have multiple process counts)
- Surveys issued (does not equal retirement processes as not all members provide an email address; members with multiple retirement processes only receive one survey email; ill health retirements do not receive a survey email; there is a planned delay in issuing surveys to allow for initial payments to be paid). We extended this period in Q4, which explains the drop in the number of email surveys issued.
- The satisfaction scores highlighted in green and red compare the satisfied / dissatisfied responses received, as a % of total responses (the true measure of member satisfaction).*



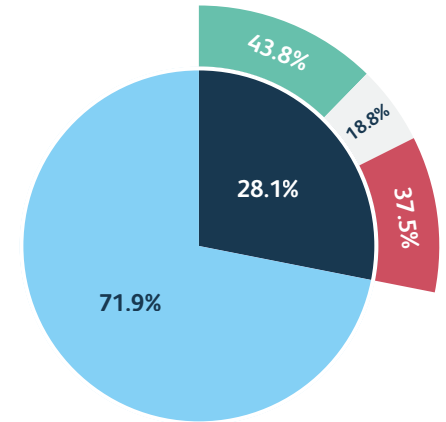
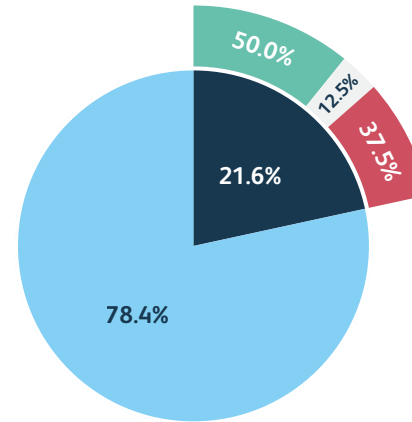
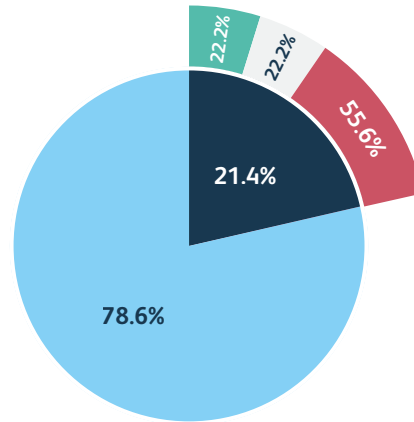
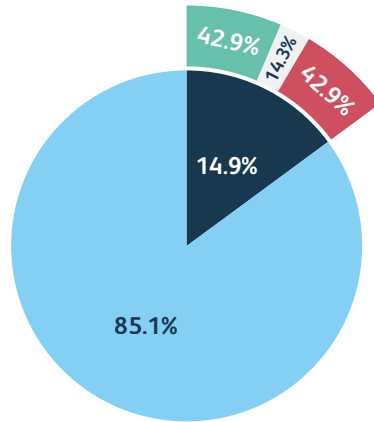
	Q4 24/25		Q1 25/26		Q2 25/26		Q3 25/26	
Retirements processed, completed	44		47		50		62	
Surveys issued and as a % of retirements	36	81.8%	52	110.6%	38	76.0%	52	83.9%
Satisfied Responses (as a % of surveys issued)	7	19.4%	7	13.5%	13	34.2%	12	23.1%
Dissatisfied Response (as a % of surveys issued)	4	11.1%	4	7.7%	2	5.3%	4	7.7%
Non responses and as a % of surveys issued	25	69.4%	40	76.9%	20	52.6%	32	61.5%
Responses and as a % of surveys issued	11	30.6%	12	23.1%	18	47.4%	20	38.5%
Satisfied responses and as a % of responses	7	63.6%	7	58.3%	13	72.2%	12	60.0%
Neutral responses and as a % of responses	0	0.0%	1	8.3%	3	16.7%	4	20.0%
Dissatisfied Responses and as a % of responses	4	36.4%	4	33.3%	2	11.1%	4	20.0%

*More information on data / results are included in the Definitions page earlier in this report.

CUSTOMER SATISFACTION SCORES

RETIREMENTS - DEFERRED

CLIENT
SPECIFIC



Please note:

Graphs show a breakdown of quarterly retirement surveys:

- Retirements processed / completed (members can have multiple process counts)
- Surveys issued (does not equal retirement processes as not all members provide an email address; members with multiple retirement processes only receive one survey email; ill health retirements do not receive a survey email; there is a planned delay in issuing surveys to allow for initial payments to be paid). We extended this period in Q4, which explains the drop in the number of email surveys issued.
- The satisfaction scores highlighted in green and red compare the satisfied / dissatisfied responses received, as a % of total responses (the true measure of member satisfaction).*

Q4 24/25

Retirements processed, completed	50	
Surveys issued and as a % of retirements	47	94.0%
Satisfied Responses (as a % of surveys issued)	3	6.4%
Dissatisfied Response (as a % of surveys issued)	3	6.4%
Non responses and as a % of surveys issued	40	85.1%
Responses and as a % of surveys issued	7	14.9%
Satisfied responses and as a % of responses	3	42.9%
Neutral responses and as a % of responses	1	14.3%
Dissatisfied Responses and as a % of responses	3	42.9%

Q1 25/26

Retirements processed, completed	48	
Surveys issued and as a % of retirements	42	87.5%
Satisfied Responses (as a % of surveys issued)	2	4.8%
Dissatisfied Response (as a % of surveys issued)	5	11.9%
Non responses and as a % of surveys issued	33	78.6%
Responses and as a % of surveys issued	9	21.4%
Satisfied responses and as a % of responses	2	22.2%
Neutral responses and as a % of responses	2	22.2%
Dissatisfied Responses and as a % of responses	5	55.6%

Q2 25/26

Retirements processed, completed	46	
Surveys issued and as a % of retirements	37	80.4%
Satisfied Responses (as a % of surveys issued)	4	10.8%
Dissatisfied Response (as a % of surveys issued)	3	8.1%
Non responses and as a % of surveys issued	29	78.4%
Responses and as a % of surveys issued	8	21.6%
Satisfied responses and as a % of responses	4	50.0%
Neutral responses and as a % of responses	1	12.5%
Dissatisfied Responses and as a % of responses	3	37.5%

Q3 25/26

Retirements processed, completed	74	
Surveys issued and as a % of retirements	57	77.0%
Satisfied Responses (as a % of surveys issued)	7	12.3%
Dissatisfied Response (as a % of surveys issued)	6	10.5%
Non responses and as a % of surveys issued	41	71.9%
Responses and as a % of surveys issued	16	28.1%
Satisfied responses and as a % of responses	7	43.8%
Neutral responses and as a % of responses	3	18.8%
Dissatisfied Responses and as a % of responses	6	37.5%

*More information on data / results are included in the Definitions page earlier in this report.



Member Online Portal

In this section...

- Total members registered
- Member Log Ins

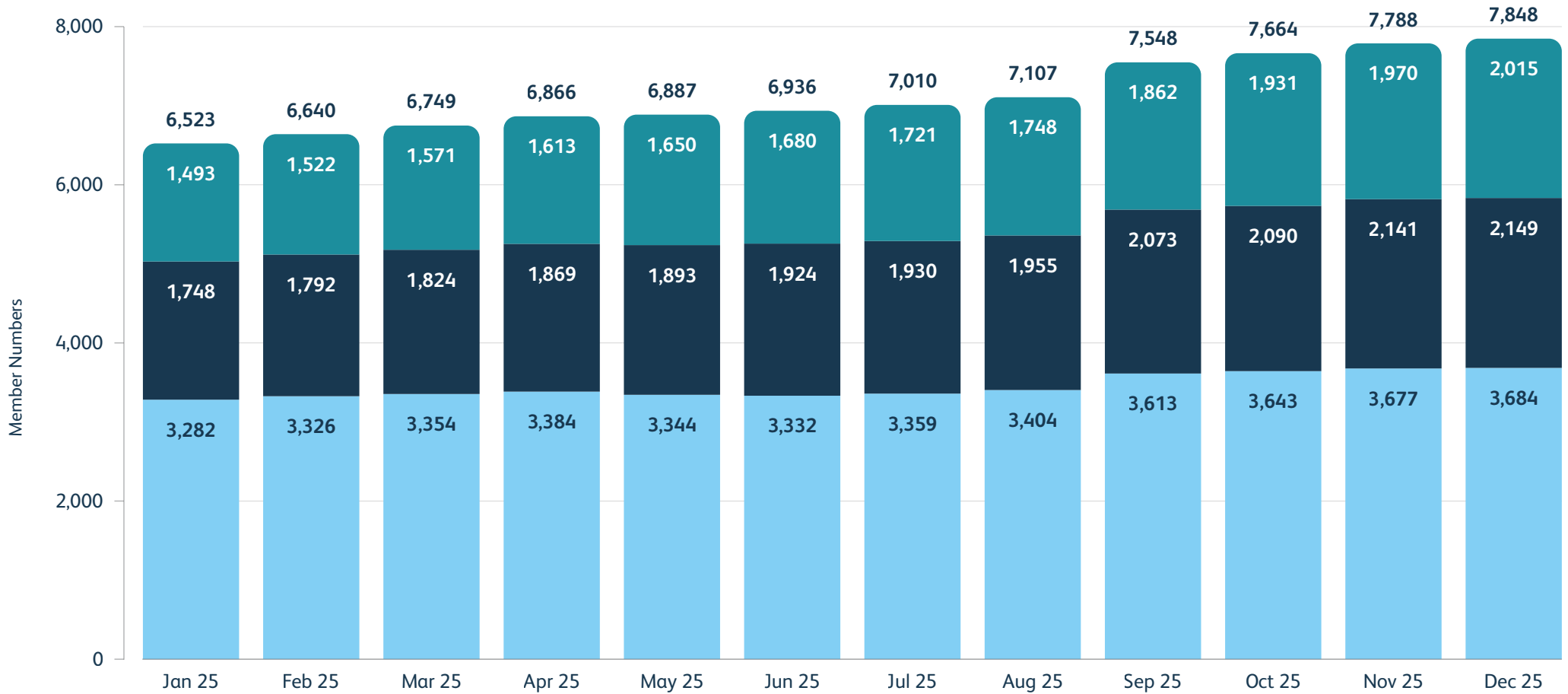


MEMBER ONLINE PORTAL

CLIENT SPECIFIC

TOTAL MEMBERS REGISTERED

Active Members Deferred Members Pensioners & Dependents





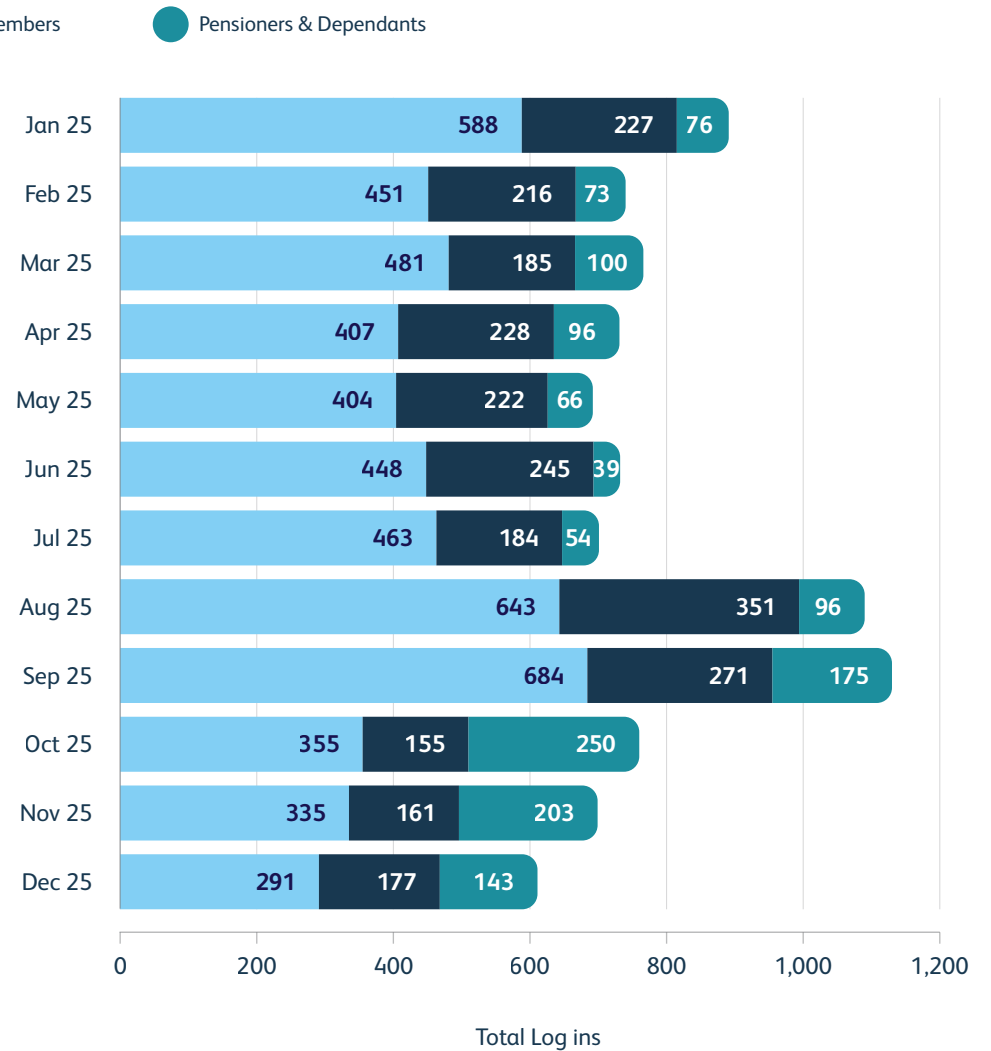
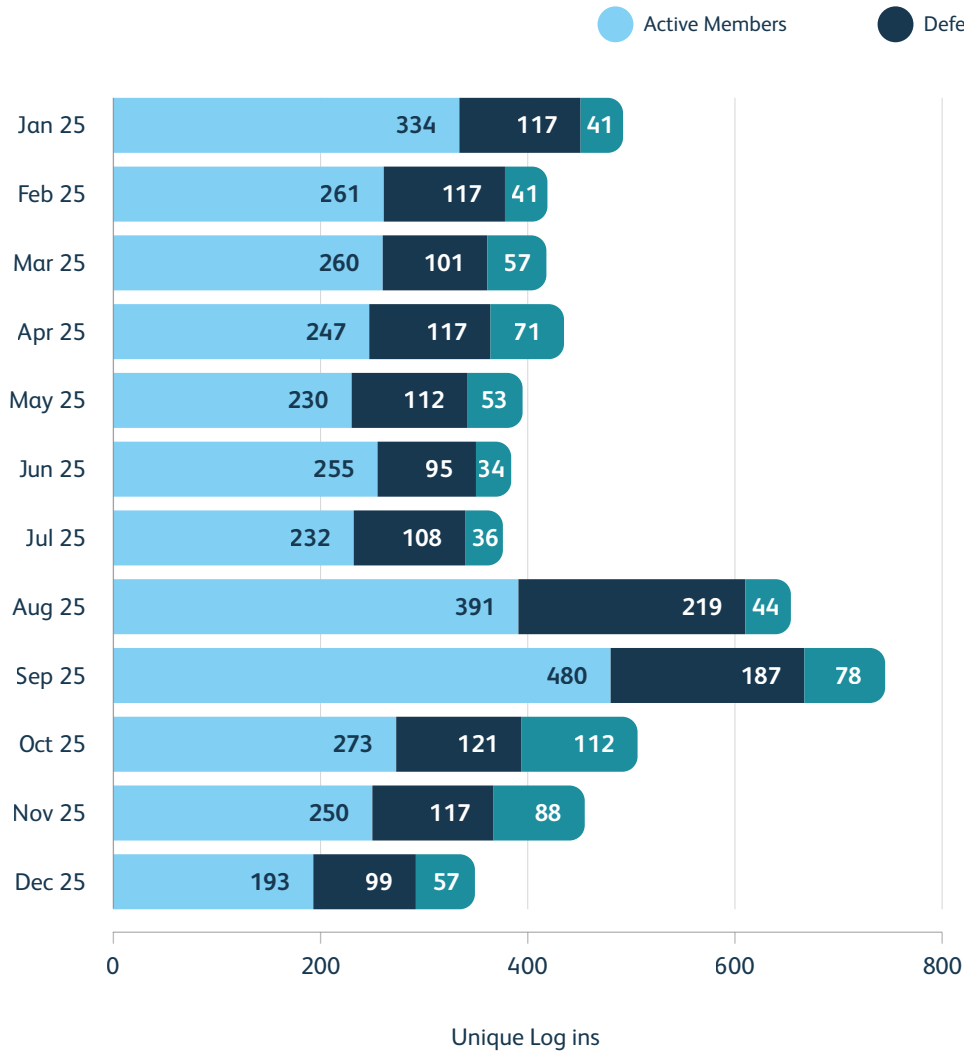
MEMBER ONLINE PORTAL

CLIENT SPECIFIC

MEMBER LOG INS

Please note:

The following charts help visualise the increase in online engagement (PensionPoint login) across different member groups, at different times of the year. For example, more retired members access their P60 in May and June, whilst active and deferred members login in higher numbers in August and September to access their annual benefit statement.



Employer Engagement & Member Communication Activity

In this section...

- Delivered
- Scheduled
- Engagement communications (employers & members)

EMPLOYER ENGAGEMENT & COMMUNICATION ACTIVITY

ALL
LG CLIENTS

Delivered

- Member training sessions were delivered, including Making Sense of Your (LGPS) Pension (to support new joiners in understanding their LGPS pension), and Making Sense of Your Retirement (to prepare members in their plans for retirement).
- Training sessions were successfully delivered to support employers including:
 - Monthly Returns (successfully submitting files and resolving data queries).
 - Scheme Leavers (support with how and when to submit leaver details to LPPA using the employer portal).
 - Employer Responsibilities (support with ongoing pension administration responsibilities).
 - Absence and Ill Health Retirement (support with managing different types of absence in the LGPS).
- LPPA won the Pension Administration Award (2 October) at the 2025 LAPF Investment Awards. The award acknowledged LPPA's operational service performance across the previous 12 months and recognised the positive impact of AI and automation within the business. Other nominees were Essex pension fund, Greater Manchester pension fund, NE Scotland pension fund, Surrey pension fund and West Yorkshire pension fund.
- LPPA's key employer strategy started in Q3, with the aim of providing 1-1 support through meetings with large employers, and a focus on addressing pension administration challenges, to provide solutions that improve operational performance (for example, working with employers to submit timely and accurate retirement notifications). Meetings have been positive and employers are open to collaboration and exploring process improvements.
- Several employer and member communication activities were undertaken alongside Get Online Week (w/c 20 October 2025), to promote the benefits of PensionPoint (our secure, online portal) and to encourage member to register and login. These activities included:
 1. **Employer Toolkit communications** – ready-made communications that employers can download to promote the benefits of PensionPoint (and other aspects of the pension scheme) for their members.
 2. **Member email communications** – to encourage members to register for PensionPoint.

3. **LPPA website communications** – straightforward and accessible case studies to help promote the benefits and ease of access of PensionPoint.

- **Pension Tracing Day** (26 October 2026) also featured on the LPPA website, to encourage members to locate any missing pensions.
- **Employer communications** were issued to encourage feedback and comment on the Ministry of Housing, Communities and Local Government (MHCLG) consultation on proposed changes to the LGPS in England and Wales.
- A **new employer Leaver Form** was launched in December, to make the process easier when submitting leaver details, and an email was issued in advance to ensure employers were consulted.
- **Pension Pulse** (newsletter) was issued to employers in October, with features including reminders on monthly returns deadlines, and retirement notifications notice period.
- Communications were issued to the LPPA Member Panel to examine attitudes towards AVC's, as well as general awareness and understanding. Feedback and insight will help shape LPPA communications in the future.
- Information on the McCloud Remedy was updated on the LPPA website for LGPS members.

Scheduled

January to March 2026

- McCloud activity will be ongoing in Q4, including activity to further refine member eligibility and ongoing data validation, payments for retrospective members, and data analysis for active and deferred members in advance of the 2026 ABS deadline.
- Further improvements will be made to the LPPA pensions website, and the new online contact form (PensionPoint) will be launched for any remaining LG members to raise enquiries and submit documents.
- Pension Pulse (employer newsletter) communications will be issued in Q4.
- Planning will start for the annual P60 communications exercise to retired members.

EMPLOYER ENGAGEMENT & COMMUNICATION ACTIVITY

CLIENT
SPECIFIC

Employers

Date	Activity	Employer	Number in attendance
22 Oct	A Guide to Administering AVC Contributions with Pru M&G	Empower Learning Academy Trust	1
29 Oct	Scheme Leavers Training	Oasis Academy Pinewood	1
06 Nov	Employer Responsibilities Training	Empower Learning Academy Trust	1
19 Nov	Monthly Returns Training	Empower Learning Academy Trust	1
02 Dec	Employer Responsibilities Training	SFAET	1
11 Dec	Absence and Ill Health Retirement Training	SFAET	1
17 Dec	Scheme Leavers Training	Mercury Land Holdings Ltd	1

Members

Date	Activity	Employer	Number in attendance
13 Oct	Making Sense of Your Pension Session	Various	2
14 Oct	Making Sense of Retirement Session	Various	2
10 Nov	Making Sense of Your Pension Session	Various	2
11 Nov	Making Sense of Retirement Session		1

Data Quality

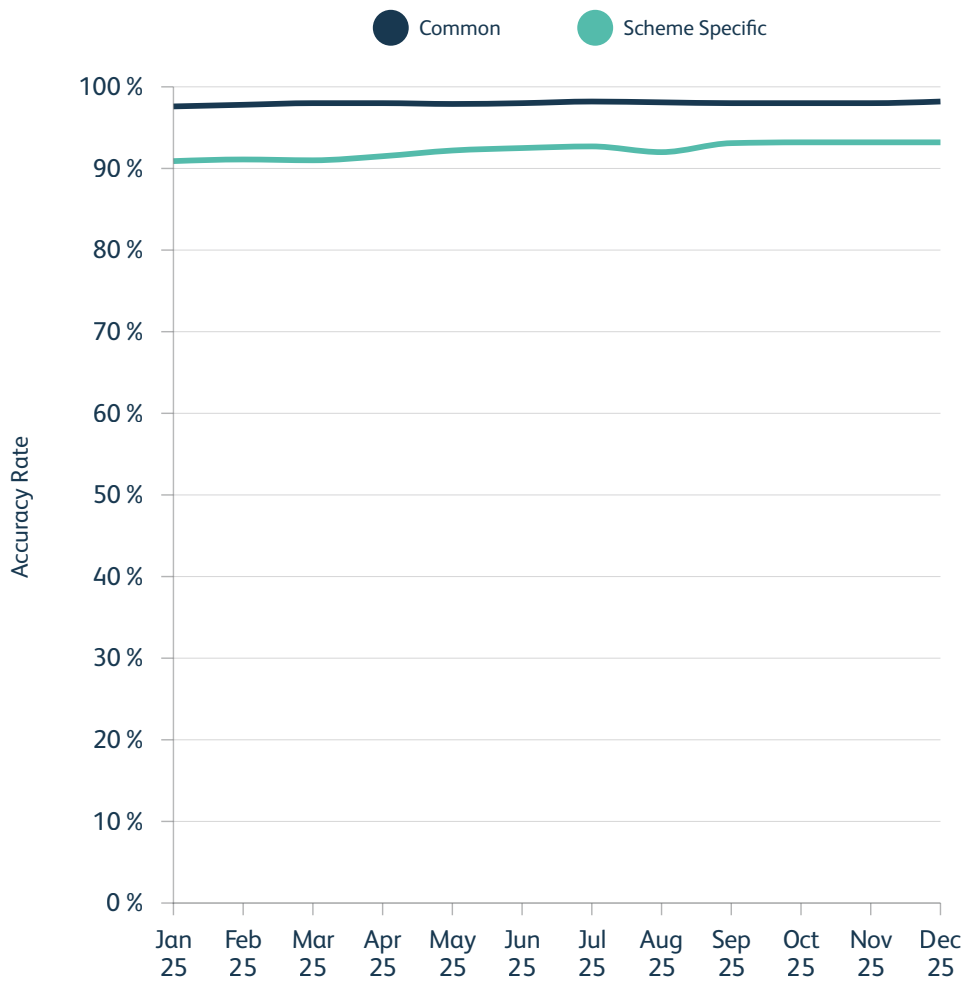
In this section...

- TPR data scores
- Common data
- Scheme specific data

DATA QUALITY

TPR DATA SCORES

CLIENT
SPECIFIC



	Common (Target 95%)	Scheme Specific (Target 90%)
Jan 25	97.6%	90.9%
Feb 25	97.8%	91.1%
Mar 25	98.0%	91.0%
Apr 25	98.0%	91.5%
May 25	97.9%	92.2%
Jun 25	98.0%	92.5%
Jul 25	98.2%	92.7%
Aug 25	98.1%	92.0%
Sep 25	98.0%	93.1%
Oct 25	98.0%	93.2%
Nov 25	98.0%	93.2%
Dec 25	98.2%	93.2%

END OF QUARTER DATA QUALITY (TPR SCORES)

CLIENT
SPECIFIC

COMMON DATA

CLIENT SPECIFIC

Data Item	Active	Deferred	Pensioner / Dependant
Invalid or Temporary NI Number	1	6	19
Duplicate effective date in status history	1	11	2
Gender is not Male or Female	3	3	0
Duplicate entries in status history	33	26	11
Missing (or known false) Date of Birth	0	0	0
Date Joined Scheme greater than first status entry	2	1	0
Missing Surname	0	0	0
Incorrect Gender for members title	0	0	0
Invalid Date of Birth	3	0	0
No entry in the status history	0	0	0
Last entry in status history does not match current status	115	14	4
Member has no address	17	93	13
Missing Forename(s)	0	0	0
Missing State Retirement Date	3	3	0
Missing postcode	15	114	32
Missing Date Joined Pensionable Service	0	1	0
Total Fails	193	272	81
Individual Fails	173	160	64
Total Members	7,379	7,661	7,381
Accuracy Rate	97.7%	97.9%	99.1%
Total Accuracy Rate	98.2%		



SCHEME SPECIFIC DATA

CLIENT SPECIFIC

Data Item	Fails
Divorce Records	0
Transfer In	31
AVCs/Additional Contributions	11
Deferred Benefits	5
Tranches (DB)	10
Gross Pension (Pensioners)	3
Tranches (Pensioners)	80
Gross Pension (Dependants)	4
Tranches (Dependants)	13
Date of Leaving	199
Date Joined Scheme	199
Employer Details	3
Salary	193
Crystallisation	80
CARE Data	45
CARE Revaluation	2
Annual Allowance	317
LTA Factors	339
Date Contracted Out	7
Pre-88 GMP	165
Post-88 GMP	357
Total Fails	2,063
Individual Fails	1,524
Total Members	22,421
Accuracy Rate	93.2%

Appendices

In this section...

- Appendix A - Annual Activity

APPENDIX A LPPA ANNUAL ACTIVITY

	Apr 25	May 25	Jun 25	Jul 25	Aug 25	Sep 25	Oct 25	Nov 25	Dec 25	Jan 26	Feb 26	Mar 26
Annual Benefit Statement and Newsletter to Deferred Members												
Pension Increases												
P60s and Newsletter to Pensioners												
Annual Benefit Statement and Newsletter to Active Members												
Pension Saving Statements												
McCloud Remedy												
Pensions Dashboards connection												

LPP

Local Pensions Partnership
Administration